

## Cruising Jib Reefing and Furling

### SAFE, EASY HEADSAIL HANDLING

Smoothly unfurl your headsail instead of struggling with your large genoa or motoring. Furl or reef quickly in a blow. Control boat speed and improve visibility when maneuvering in a crowded harbor—all from the safety of the cockpit.

The Harken Cruising Furler is a 'must have', especially when sailing shorthanded. It is built of the same quality materials as our performance MKIII furling systems, with strength, longevity, ease of use, and price crucial to the design.

HEADSAIL HANDLING

### EASY REEFING AND FURLING

This strong, lightweight furler features multiple rows of ball bearings in the aluminum halyard swivel and drum to minimize friction for smooth furling. The round foil profile withstands extreme reefing loads in high winds.

### BUILT TO LAST

A secure foil connection to the drum handles the high torque loads created when sails are reefed and furled in heavy air. Flathead screws and Loctite® adhesive securely join foils and connectors for years of service.

Line is kept on spool with super-tough polymer drum cap and anodized aluminum lineguard. High-strength, low-stretch line is included with unit.

### STANDS UP TO THE ELEMENTS

Halyard swivel, lineguard, torque tube and bearing races are deep-saturation Hardkote anodized with a black additive to resist the corrosive effects of saltwater and sun and provide long-term wear.

### INSTALLATION IS EASY

C-shaped open connectors with low-friction plastic isolators easily slip onto the headstay wire and into the foil without feeding the wire through the connector.

Toggle assembly accepts standard turnbuckle or fits to a marine swage eye. Turnbuckle is easy to adjust by simply raising the drum.

### CARBO LEAD BLOCK ASSEMBLIES

Free rolling ball bearing blocks are easy to mount and lead line aft for safe furling from the cockpit. Blocks feature lightweight nylon-resin sideplates densely packed with long-glass fibers. Ball bearing sheave and sideplates UV stabilized with black additive for maximum protection.

The 7403 blocks lead line outboard to keep the sidedeck clear. Mount the 7401 to the bow pulpit. The aft block is a 7402 ratchet block to keep drag on the line to control spooling.



# Cruising Unit 1

Typical Boat Length 28' - 36' (8.3 - 11 m)

Wire Ø	Rod Ø	Clevis Pin Ø
1/4", 9/32", 5/16" (6, 7, 8 mm)	-8, -10 (5.72, 6.35 mm)	1/2", 5/8" (12.7, 15.9 mm)
<b>Headstay Length</b>	Standard 45'8" (13.92 m); max 52'8" (16.05 m)	
<b>Part No.</b>	<b>Description</b>	
7311.10	Furling system	
<b>Toggle Assembly Required - sold separately</b>		
7411.20 1/2	Eye/Jaw reversible toggle assembly with 1/2" (12.7 mm) clevis pin	
7311.20 1/2	Jaw/Jaw toggle assembly with 1/2" (12.7 mm) clevis pin	
7311.20 5/8	Stud/Jaw toggle assembly with 5/8" (15.9 mm) clevis pin	
7311.21 1/2	Long link plate with toggle assembly with 1/2" (12.7 mm) clevis pin	
7311.21 5/8	Long link plate with toggle assembly with 5/8" (15.9 mm) clevis pin	
<b>Optional Parts</b>		
7311.30	Extra 7' (2.13 m) luff foil extrusion	
7311.31	Extra 6" (152 mm) connector with isolator	
7422 -8	-8 Rod adaptor stud (thread Ø UNF 1/2")*	
7423 -10	-10 Rod adaptor stud (thread Ø UNF 1/2")*	
7424 -12	-12 Rod adaptor stud (thread Ø UNF 5/8")*	

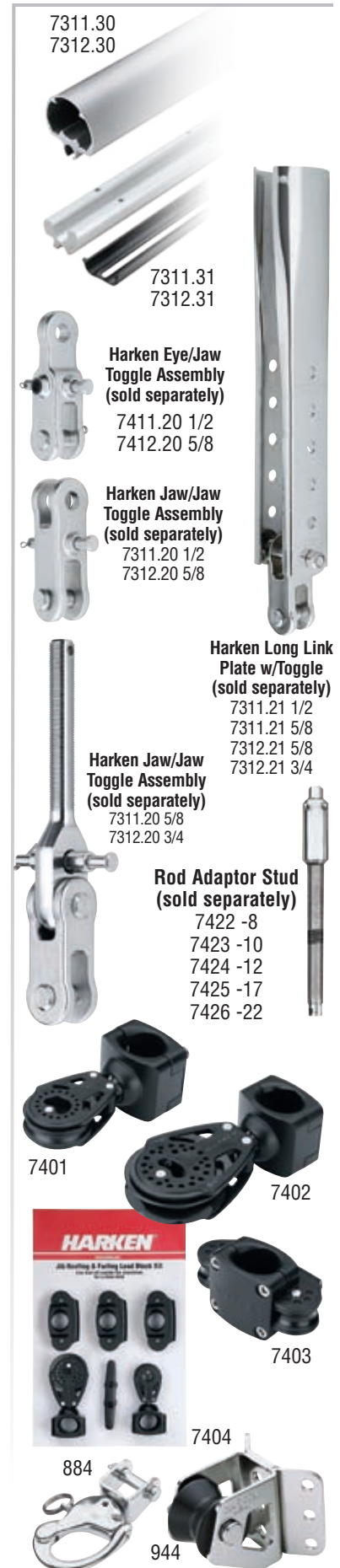
\*Use with conventional turnbuckle

# Cruising Unit 2

Typical Boat Length 35' - 46' (10.6 - 14.2 m)

Wire Ø	Rod Ø	Clevis Pin Ø
5/16", 3/8", 7/16" (8, 10, 11, 12 mm)	-12 -17 (7.14, 8.38 mm)	5/8", 3/4" (15.9, 19.1 mm)
<b>Headstay Length</b>	Standard 60'1" (18.31 m); max 67'1" (20.45 m)	
<b>Part No.</b>	<b>Description</b>	
7312.10	Furling system	
<b>Toggle Assembly Required - sold separately</b>		
7412.20 5/8	Eye/Jaw reversible toggle assembly with 5/8" (15.9 mm) clevis pin	
7312.20 5/8	Jaw/Jaw toggle assembly with 5/8" (15.9 mm) clevis pin	
7312.20 3/4	Stud/Jaw toggle assembly with 3/4" (19.1 mm) clevis pin	
7312.21 5/8	Long link plate with toggle with 5/8" (15.9 mm) clevis pin	
7312.21 3/4	Long link plate with toggle with 3/4" (19.1 mm) clevis pin	
<b>Optional Parts</b>		
7312.30	Extra 7' (2.13 m) luff foil extrusion	
7312.31	Extra 9" (229 mm) connector with isolator	
7424 -12	-12 Rod adaptor stud (thread Ø UNF 5/8")*	
7425 -17	-17 Rod adaptor stud (thread Ø UNF 5/8")*	
7426 -22	-22 Rod adaptor stud (thread Ø UNF 3/4")*	


\*Use with conventional turnbuckle



**HARKEN**

# MKIV & Cruising Toggle Options


Use these rigger supplied options to fit Harken toggles shown below.  
Harken Toggle assemblies sold separately.



Model	Toggle Part No.	Description	Clevis Pin Ø		Fits Unit	Furler Part No.
			in	mm		
MKIV	7410.20 3/8	Eye/Jaw (reversible)	3/8	9.5	0	7410.10
	7410.20 7/16	Eye/Jaw (reversible)	7/16	11.1	0	7410.10
	7411.20 1/2	Eye/Jaw (reversible)	1/2	12.7	1	7411.10
	7311.20 1/2	Jaw/Jaw	1/2	12.7	1	7411.10
	7311.20 5/8	Stud/Jaw	5/8	15.9	1	7411.10
	7311.21 1/2	Long link plate w/ toggle	1/2	12.7	1	7411.10
	7311.21 5/8	Long link plate w/ toggle	5/8	15.9	1	7411.10
	7412.20 5/8	Eye/Jaw (reversible)	5/8	15.9	2	7412.10
	7312.20 5/8	Jaw/Jaw	5/8	15.9	2	7412.10
	7312.20 3/4	Stud/Jaw	3/4	19.1	2	7412.10
	7312.21 5/8	Long link plate w/ toggle	5/8	15.9	2	7412.10
	7312.21 3/4	Long link plate w/ toggle	3/4	19.1	2	7412.10
	7413.20 3/4	Eye/Jaw (reversible)	3/4	19.1	3	7413.10
	7413.20 7/8	Eye/Jaw (reversible)	7/8	22.2	3	7413.10
CRUISING	7313.21 3/4	Long link plate w/ toggle	3/4	19.1	3	7413.10
	7313.21 7/8	Long link plate w/ toggle	7/8	22.2	3	7413.10
	7411.20 1/2	Eye/Jaw (reversible)	1/2	12.7	1	7311.10
	7311.20 1/2	Jaw/Jaw	1/2	12.7	1	7311.10
	7311.20 5/8	Stud/Jaw	5/8	15.9	1	7311.10
	7311.21 1/2	Long link plate w/ toggle	1/2	12.7	1	7311.10
	7311.21 5/8	Long link plate w/ toggle	5/8	15.9	1	7311.10
	7412.20 5/8	Eye/Jaw (reversible)	5/8	15.9	2	7312.10
	7312.20 5/8	Jaw/Jaw	5/8	15.9	2	7312.10
	7312.20 3/4	Stud/Jaw	3/4	19.1	2	7312.10
	7312.21 5/8	Long link plate w/ toggle	5/8	15.9	2	7312.10
	7312.21 3/4	Long link plate w/ toggle	3/4	19.1	2	7312.10
	7312.21 5/8	Long link plate w/ toggle	5/8	15.9	2	7312.10
	7312.21 3/4	Long link plate w/ toggle	3/4	19.1	2	7312.10

Rigger Supplied

Harken




Eye/Jaw Toggle Assembly

Toggle flips for alternate chainplate position



Jaw/Jaw Toggle Assembly



Stud/Jaw Toggle Assembly

Boats with larger clevis pins use special Harken lower stud fitting.



Long Link Plate w/ Toggle

**HARKEN**